



**JAVA HI-FI**  
INSTRUCTION MANUAL



Our aim is to bring music closer.

The act of listening to music is one of life's simple pleasures, an escapist diversion from the often mundane aspects of our busy daily lives. A chance to let the imagination takeover and the senses be entertained by a variety of rich musical tapestries. With this in mind, JAVA has designed the Single Shot Power Amplifier to deeply immerse the listener into the music they love.

**YOUR SINGLE SHOT POWER AMPLIFIER**

Your JAVA Hi-Fi Single Shot Power Amplifier is designed to reproduce music with extraordinary realism. Featuring cutting-edge GaN FET amplifier modules, our innovative technology and premium componentry works in harmony to reveal subtle new details in familiar pieces of music. Music flows effortlessly from your speakers in its purest form, enveloping the listener in an immersive soundstage that takes you directly to the heart of the performance – to the simple moment when the music becomes beautiful.


**KEY FEATURES**

- + **Luxury CNC-machined wooden casework**
- + **Precision machined solid 8mm aluminium front panel and 4mm rear panel**
- + **Quality ETI Research RCA connectors and speaker binding posts**
- + **200 watts/8 ohms**
- + **1 x pair of unbalanced RCA inputs**
- + **1 x pair of balanced XLR inputs**
- + **Innovative inverted PCB assembly for vibration and resonance control of the audio circuit**

Premium materials are selected for each JAVA Hi-Fi amplifier based on their aesthetic qualities, their durability and their ability to isolate structural vibration and minimise resonance.

A unique inverted assembly design further isolates critical electronic circuits from vibration, while high-accuracy laser-cutting and CNC machining of components (utilising advanced computer-aided design software) ensures optimum fit and finish.

Extensive prototyping and testing of every component ensures only the highest-quality finished product is shipped, guaranteeing years of trouble-free listening.





## OPERATION

### Installation

Position your JAVA Hi-Fi amplifier on a stable, horizontal surface where there is no risk of it being knocked or subjected to external vibration, such as from loudspeakers.

### Power Connection

Use an approved IEC mains cable to plug into the IEC socket on the back of the unit.

### Burn-in and warm up

All amplifiers are thoroughly tested before shipping and have had a minimum of 72hrs burn-in. Your amplifier will sound wonderful straight from initial power up, but the sound will continue to incrementally improve over the first 100hrs of use.

### Cleaning

Dust regularly with a clean, dry, lint-free cloth. Do not use household cleaning products.

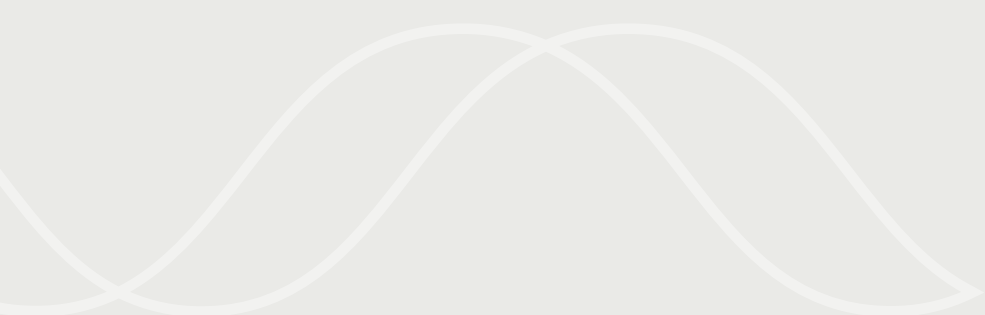
### Disposal

This product must not be disposed of as normal household waste. To prevent possible harm to the environment, please separate the product from other waste to ensure that it can be recycled in an environmentally safe manner. Please contact your local government authority or council for available collection facilities.

### Safety

As with all electronic devices, it is important to observe a few precautions:

- + **Heed all warnings in this manual and on the rear panel of the product**
- + **Only connect the amplifier to a mains outlet having the same voltage as marked on the rear panel of the unit**
- + **Always ensure that the mains supply is switched off when disconnecting and reconnecting your audio equipment**
- + **Position the mains lead and signal interconnects where they are not likely to be walked on or trapped by items placed on top**
- + **Do not use near water or place water-filled containers on the amplifier. If water does spill on the amplifier, immediately pull out the mains plug from the wall socket and have the unit checked by an authorised electrician before further use. Entry of liquid into the amplifier is dangerous and may cause electric shock or a fire hazard**
- + **Do not place the unit near direct heat sources such as radiators, direct sunlight or other equipment**
- + **For protection during an electrical storm, remove the mains plug**
- + **If after-sales service is required, please quote the serial number located on the rear panel of the unit**
- + **Do not remove any covers or try to gain access to the inside of the amplifier. There are no user serviceable parts inside. Refer all service work to JAVA Hi-Fi (email [info@javahifi.com](mailto:info@javahifi.com))**








# Front Panel



### STANDBY

Turn on the amplifier from the rear panel IEC mains switch, then touch the front panel standby disk to enable the GaNFET amplifier modules (the light ring around the disk will illuminate). Touch again to put the amplifier into standby mode (the light ring around the disk will turn off). This disables power to the GaNFET amplifier modules.

# Rear Panel



## SPECIFICATIONS

### Amplifier

#### Measurements:

Output Power:	200W/8Ω (THD < 0.03%)
Dynamic Range:	> 108dB SNR and Dynamic Range
Distortion:	< 0.01% THD+N (8Ω, 1W, 20Hz to 20kHz); 0.02 % THD+N (8Ω, 25W, 1kHz)
Output Noise:	108 dB (Unwtd, 200W/8Ω)
Frequency Response:	10Hz - 20kHz (+/- 0.5dB)
Input Impedance:	100kΩ
Common-Mode Rej:	75dB (20Hz to 20kHz)

### Power Supply

#### Measurements:

Input Voltage:	100VAC ~ 265VAC (50/60Hz)
Output Voltage:	Dual Rails +/-32VDC output
Output Power:	400W Continuous Output Power 600W Peak Power
Efficiency:	High efficiency (up to 94%)

#### Other:

Ultra low-noise Zero Current  
Switching (ZCS) SMPS  
Advanced protection system  
Active power factor correction

### Dimensions

44cm x 41.5cm x 13cm (w/d/h)

### Weight

8.2kgs (18lbs)

### Shipping Weight

12.8kgs (28.2lbs)



## WARRANTY

JAVA Hi-Fi warrants to the original purchaser that the product purchased will be free of defects related to manufacturing, parts, materials, and workmanship under normal and accepted use for a period of two years from the date of original purchase.

### Product Registration and Extended 3-Year Warranty

To extend your warranty for a further year (three years total), please register your product at <https://javahifi.com/support/register-your-product>

### Terms and Conditions

This warranty does not cover damage due to accident, negligence or misuse, including repairs or alterations of products by a person other than JAVA Hi-Fi or its authorised partners.

### If there's a problem, what will we do to correct the problem?

JAVA Hi-Fi will either repair the product or offer a replacement at no charge.

### What does the warranty not cover?

This warranty does not cover:

1. Any product not purchased from JAVA Hi-Fi (or an Authorised Dealer).
2. Commercial use of the product or usage other than recommended by JAVA Hi-Fi.
3. Damage caused by accident, abuse, negligence, misuse, improper operation or failure to follow instructions contained in this manual.
4. Any service or modification performed by an unauthorised person or company
5. The temporary or permanent affixing of any items supplied or not supplied by the manufacturer with any adhesive, fastener or the like.
6. Use of batteries, power supplies or any other sources of power not specifically recommended by the manufacturer.
7. Inadequate repair work performed by the end user or any non-authorized repair centre.

### What do you have to do?

To obtain warranty service, you must first contact the authorised dealer from which you purchased your amplifier. They will assist with determining the nature of the problem and the most appropriate solution for you.

### How do you get your JAVA Hi-Fi product serviced?

If you think that your product needs to be serviced, contact your authorised dealer who will advise you regarding packing your product if you are required to return your product. Most simple faults can be corrected by your dealer so do not return your product to JAVA Hi-Fi without consulting your retailer or receiving approval from JAVA Hi-Fi.

### Legal Status

You have legal rights as a consumer under applicable national legislation governing the sale of consumer goods which this Warranty is given without prejudice to and does not affect. Nothing herein shall be construed as an express or implied warranty in respect of the future performance of any JAVA Hi-Fi product (including any product or replacement product which is regulated, adjusted, repaired or replaced by JAVA Hi-Fi under this Warranty).

### Limitations

1. All implied Warranties, including the Warranties of merchantability and fitness for particular purpose are limited to the duration of this Warranty. Upon expiration of this Warranty all implied Warranties, including the Warranties of merchantability and fitness for a particular purpose are hereby disclaimed.
2. All consequential and incidental damages are hereby disclaimed and excluded.
3. Some Countries do not allow limitations on how long an implied warranty lasts, so the above limitation may not apply to you. Some Countries do not allow the exclusion or limitation of incidental or consequential damages, so the above limitation or exclusion may not apply to you. This warranty gives you specific legal rights, and you may also have other rights which vary from Country to Country.
4. The restrictions in this Warranty shall not apply where void.

**Note:** Unauthorised opening of the unit will invalidate any warranty claim. Any modifications to this product not expressly approved by Java Hi-fi could void the user's authority to operate this equipment.